

Ninjas

by [ahicks2012](#)



Rhyme Cube: Click [here](#) for description.

Sign Language: We learned the sign for "[quiet](#)" and repeated it throughout storytime.

First Book: *Ninja!* by Arree Chung

Felt Board: Five Little Ninjas


5 little ninjas creeping through the door,
One said HIYAH, and then there were four.
4 little ninjas, climbing up a tree,
One said HIYAH, and then there were three.
3 little ninjas with nothing to do,
One said HIYAH, and then there were two.
2 little ninjas, having so much fun.
One said HIYAH, and then there was one.
1 little ninja, on the run.
He said HIYAH, and then there were none.



(Source: [Falling Flannelboards](#))



Song: Ninja, Ninja Sneak Around

Ninja, ninja – sneak around.
Ninja, ninja – roll on the ground.
Ninja, ninja – climb up high.
Ninja, ninja – touch the sky.
Ninja, ninja – jump down low.
Ninja, ninja – touch your toe.



(Source: [Storytime With Miss Mollie](#))

Second Book: *Nighttime Ninja* by Barbara DeCosta



Felt Board: Ninja Made from Shapes

Do you see a ninja? I do.
To make a ninja, first we need a head.
This one is round and red.
The rectangle will make a space,
Just big enough for a peeking out face.
Next we'll add two small circles for eyes
And two tiny rectangles, to make our ninja look surprised!

Song: If You're a Ninja and You Know It!

If you're a ninja and you know it,

Be really quiet. (Shhh!)

If you're a ninja and you know it,

Be really quiet. (Shhh!)

If you're a ninja and you know it,
then your face will surely show it.

If you're a ninja and you know it,

Be really quiet. (Shhh!)


Continue with:

If you're a ninja and you know it...walk on tip toe (Tip Toe)

If you're a ninja and you know it...say HIYAH (HIYAH!)

Third Book: *Ninja, Ninja, Never Stop!* by Todd Tuell

Activity: Ninja Memory Game



You can't do a ninja themed storytime without at least mentioning the Teenage Mutant Ninja Turtles! I decided to incorporate them into a fun matching activity. I made cards then laminated them and put velcro on each side. One side of each card had an image of a turtle shell (a different color for each card) and the other side had an image of one of the ninja turtles. I made sure that I made two Michelangelo's, two Donatello's, etc.... so that we could play a matching game. Here's some pictures:



I asked the kids which color card I should turn over and we played the memory game until we found all the matches. I wish I had written the names of each ninja turtle under their faces but didn't think of that until

after I laminated them. Oh well.

For fun: Ninja Head Bands

Another idea I thought of after the fact: I created simple ninja head bands out of paper towels. Next time I do a ninja themed storytime I'll give one to each kid at the start so we can pretend to be ninjas!

